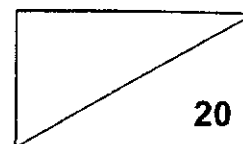


NANYANG PRIMARY SCHOOL
Term 2 Weighted Assessment
Science
Primary 5



Name: _____ () Date: _____

Class: P5 _____ Parent's signature: _____

Dear Parent/Guardian,

Please sign the Weighted Assessment paper and have your child/ward return it the next day. Any query should be raised at the same time when returning the paper.

Section A: Multiple Choice Questions (12 marks)

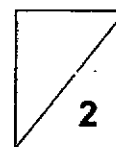
For each question from 1 to 6, four options (1, 2, 3 and 4) are given. One of them is the correct answer. Indicate your choice in the brackets provided.

1. Substance X has a melting point of 40°C and a boiling point of 150°C.

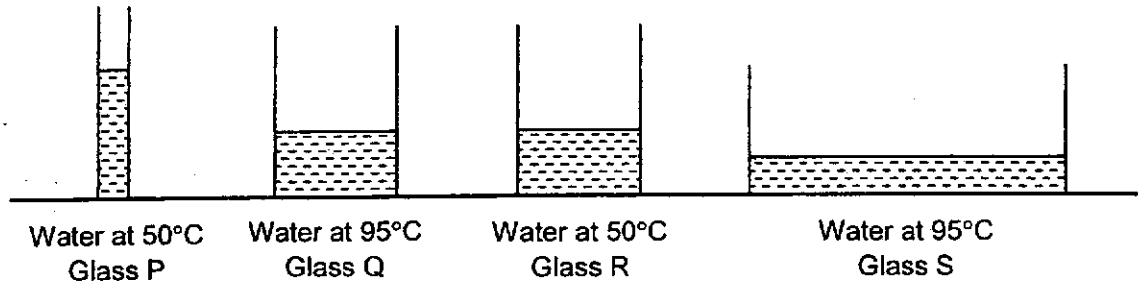
In which state will it be at 20°C and 100°C?

State of substance X	
	at 20°C at 100°C
(1)	solid gas
(2)	solid liquid
(3)	liquid gas
(4)	liquid liquid

()



2. Desiree filled 4 different glasses, P, Q, R and S, with 150ml of water at different temperatures. She left them on the kitchen table for 5 hours.

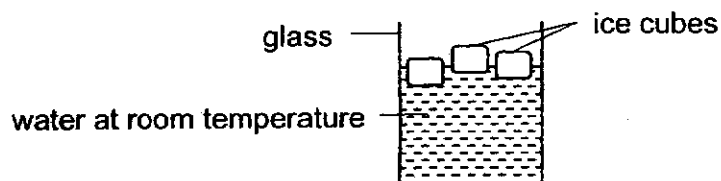


Which one of the following arrangements of the glasses shows the amount of water left after 5 hours from the least to the most?

	Least → Most
(1)	P, Q, R, S
(2)	P, R, Q, S
(3)	S, R, Q, P
(4)	S, Q, R, P

()

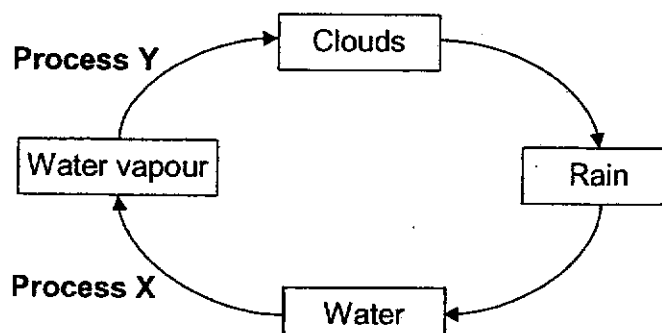
3. Tom put some ice cubes into a glass of water at room temperature as shown in the diagram below.



After 15 minutes, he observed that the ice cubes had disappeared. Which of the following statements correctly explain what had happened to the ice cubes?

- A The ice cubes lost heat to the water.
 B The ice cubes gained heat from the water.
 C The ice cubes changed from the solid state to the liquid state.
 D The ice cubes changed from the solid state to the gaseous state.
- (1) A and C only
 (2) A and D only
 (3) B and C only
 (4) B and D only
- ()

4. The diagram below shows the water cycle.



Which of the following correctly identifies and describes processes X and Y?

	Process X	Description	Process Y	Description
(1)	Condensation	Water gained heat	Evaporation	Water vapour lost heat
(2)	Condensation	Water vapour lost heat	Evaporation	Water gained heat
(3)	Evaporation	Water gained heat	Condensation	Water vapour lost heat
(4)	Evaporation	Water gained heat	Condensation	Water vapour gained heat

()

5. Samy made the following observations when he went to the sea.

	Observations
Water	Cloudy with black patches
Fish	Dead and floating on water
Other living things	Not present

Which of the following activities could have caused the observations above?

- A Removal of litter from the beach.
- B Oil spills from ships flow into the sea.
- C Pesticides from farms are washed into the sea.
- D Untreated sewage water is pumped into the sea.

- (1) A and D only
- (2) B and C only
- (3) B, C and D only
- (4) A, B, C and D

()

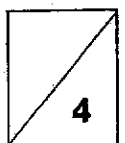
6. The following activities involve the use of water.

- W Washing the car with a hose.
- X Collecting rainwater to water the plants.
- Y Leaving the tap running while brushing teeth.
- Z Flushing the toilet with reused water from washing clothes.

Which of the above activities help to conserve water?

- (1) W and Y only
- (2) X and Z only
- (3) X, Y and Z only
- (4) W, X, Y and Z

()



Section B: Open-Ended Questions (8 marks)

For questions 7 and 8, write your answers in the spaces provided.

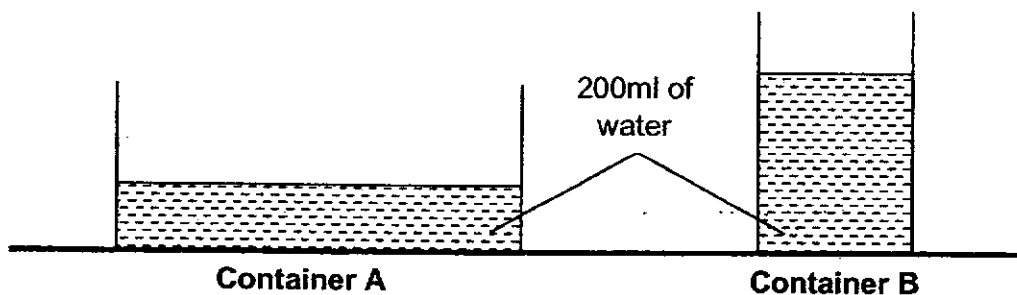
7. The table below shows the weather conditions on 4 different days.

Day	Surrounding temperature (°C)	Presence of wind
1	25	Yes
2	34	Yes
3	25	No
4	34	No

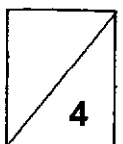
Alan conducted an experiment to find out which conditions would allow a wet shirt to dry the fastest.

- (a) Based on the table above, which day would the wet shirt dry at the fastest rate? Explain your answer. [2]

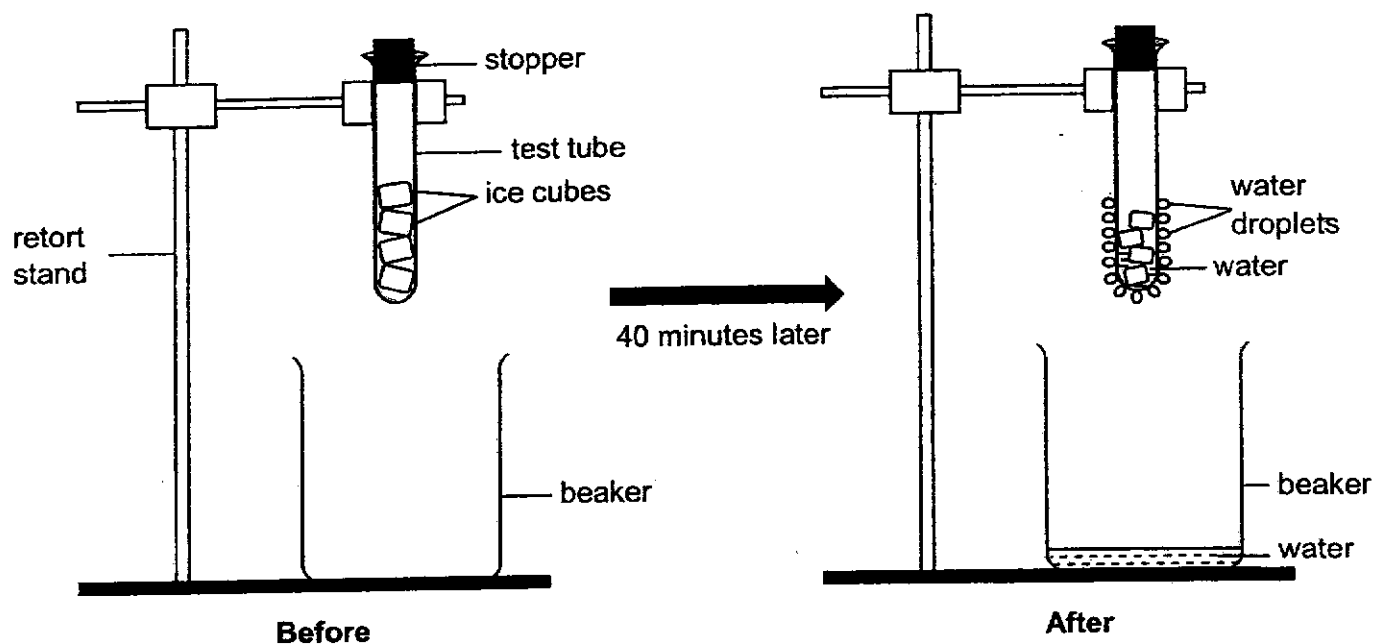
In another experiment, Alan placed 2 different containers, A and B, with 200ml of water each in the open field as shown below.



- (b) Which container would have more water left after 3 hours? Explain your answer. [2]



8. Aishah prepared the following set-up. She left it in a room at 32°C for 40 minutes.



- (a) Explain how the water droplets outside the test tube were formed. [2]

After two hours, Aishah observed that the ice cubes had melted completely. She then took out the stopper and left the test tube in the open for one week. One week later, she observed that the test tube was empty.

- (b) Describe the process that had resulted in the test tube becoming empty. [2]

- End of Paper -

Nanyang Primary School
P5 SCIENCE Term 2 WA 2021
Suggested Answer Key

Section A

1	2
2	4
3	3
4	3
5	3
6	2

Section B

7(a)	Day 2. The temperature is higher and wind is present.
7(b)	Container B. The exposed surface area of container B is smaller so less water vapour can escape from the water surface.
8(a)	<p>The warmer water vapour in the surrounding air lost heat to the outer surface of the test tube and condensed into water droplets. OR The water vapour lost heat to the cooler outer surface of the test tube and condensed into water droplets.</p>
8(b)	The water gained heat from the surrounding air and evaporated into water vapour.

