

NANYANG PRIMARY SCHOOL
Term 2 Weighted Assessment
Science
Primary 5



Name: _____ () Date: _____

Class: 5 _____ Parent's signature: _____

Dear Parent/Guardian,

Please sign the Weighted Assessment paper and have your child/ward return it the next day. Any query should be raised at the same time when returning the paper.

Section A: Multiple Choice Questions (12 marks)

For each question from 1 to 6, four options (1, 2, 3 and 4) are given. One of them is the correct answer. Indicate your choice in the brackets provided.

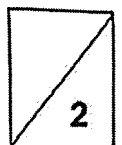
1. The diagram below shows some examples of water in different states.

Solid	Liquid	Gas
snow ice cubes	rain steam	water vapour

Which of the following has been wrongly classified?

- (1) rain
- (2) snow
- (3) steam
- (4) water vapour

()



2. Study the table below.


	Processes	Water lost heat	Water gained heat
A	Freezing		
B	Boiling		
C	Evaporation		

Which process(es) was/were the transfer of heat correctly indicated.

- (1) A only
- (2) C only
- (3) A and B only
- (4) B and C only

()

3. The diagram below shows a melting ice cube made of pure water.



Which of the following statements is definitely correct?

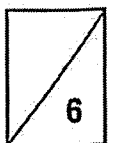
- (1) The temperature of the ice cube is increasing as heat is gained.
- (2) The temperature of the ice cube is below 0°C as it is still a solid.
- (3) The temperature of the ice cube is above 0°C as some of it has melted.
- (4) The temperature of the ice cube remains constant at 0°C as it is melting.

()

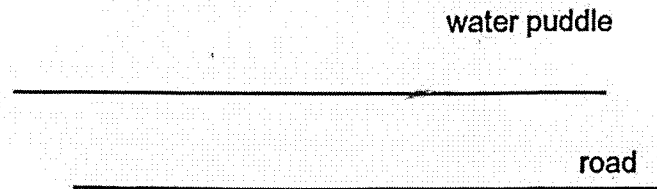
4. Which of the following statements is true about the water cycle?

- (1) The water cycle ensures that there will not be pollution.
- (2) Water vapour is formed when condensation takes place.
- (3) Evaporation takes place only when the temperature is above 30°C .
- (4) Evaporation and condensation ensure a continuous supply of water.

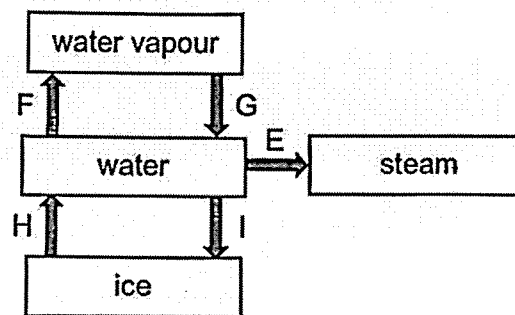
()



5. A puddle of water was formed on the road as shown below.



The arrows, E, F, G, H and I, in the diagram below represent processes.

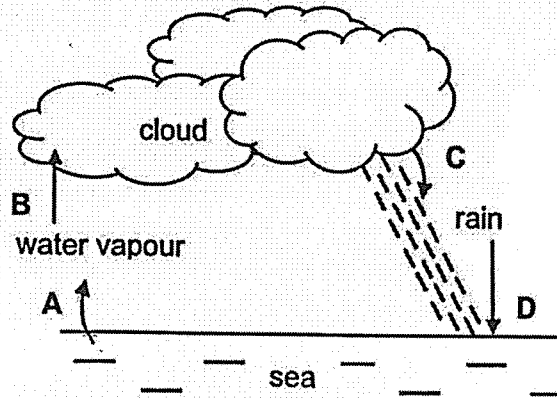


Which of the following best represents the process that the puddle of water is going through?

- (1) E
- (2) F
- (3) G
- (4) I

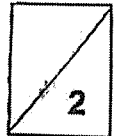
()

6. The diagram below represents the water cycle. A, B, C and D represent processes in the water cycle.



Which of the following involves a change in the state of water?

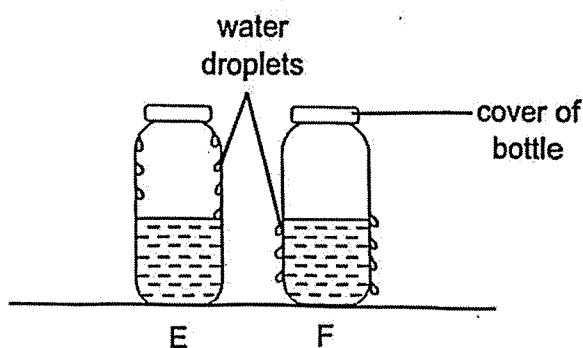
- (1) A and B
- (2) B and C
- (3) A, B and C
- (4) A, C and D



Section B: Open-Ended Questions (8 marks)

For questions 7 and 8, fill in your answers in the spaces provided.

7. Jane placed two identical bottles, E and F, in the same room as shown in the diagram below. The temperature of the room is 25°C. The bottles contained the same amount of water. She observed that water droplets are formed on the inner surface of bottle E while water droplets are formed on the outer surface of bottle F.



Jane touched the surface of bottles E and F and realised that one bottle felt hot while the other felt cold.

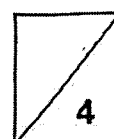
- (ai) Which bottle, E or F, contained water at 95°C? [1]

Bottle _____

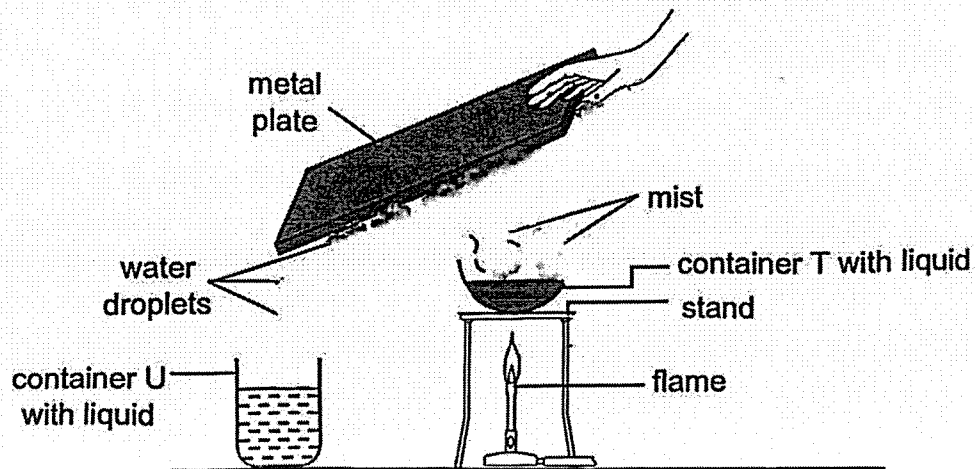
- (ii) Explain your answer in (ai). [2]

Jane opened the cover of both bottles and could clearly see mist coming out of the opening of one bottle.

- (b) What is the state of matter of the mist? [1]



8. The diagram below shows a set-up used to obtain clean water from seawater.



- (a) Identify the two processes involved in the set-up above. [1]

(i) _____

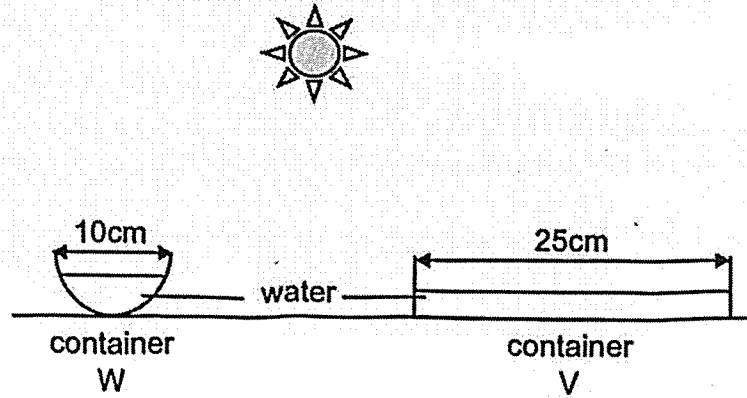
(ii) _____

- (b) In which container, T or U, was the seawater stored in the setup? [1]

Container _____

Continued on page 2

John conducted an experiment to find out if the type of container affects the rate of evaporation. He used containers W and V, as shown in the diagram below. Both containers were each filled with 200ml of water and placed in the same location.



- (c) Which factor affecting the rate of evaporation was John trying to investigate? [1]


John recorded the amount of water left in both containers after 11 hours. The results were shown in the table below.

	Container W (ml)	Container V (ml)
Amount of water after 11 hours	8	K

- (d) State a value best represented by K. [1]

_____ ml

- End of Paper -



SCHOOL : NANYANG PRIMARY SCHOOL
LEVEL : PRIMARY 5
SUBJECT : SCIENCE
TERM : 2025 WEIGHTED ASSESSMENT 2

Q1	Q2	Q3	Q4	Q5	Q6				
3	3	4	4	2	1				

7(a)(i)	Bottle E
7(a)(ii)	D: Water droplets are formed on the inner surface of the bottle. E: The water vapour in bottle E gained heat from the hot water. Warm water vapour comes into contact with the cooler inner surface of the bottle. The water vapour loses heat and condenses on the inner surface of the bottle.
7(b)	Liquid
8(a)	(i) Condensation (ii) Evaporation
8(b)	Container T
8(c)	Exposed surface area of water
8(d)	6ml (Any value lesser than 8)

